



HOLY COMMUNION

1. *The Brief Order for Confession and Forgiveness may be used before this service.*
2. *The minister may announce the day and its significance before the Entrance Hymn, before the lessons, or at another appropriate time.*
3. *When there is no Communion, the service is concluded after the Creed as indicated.*

Stand

4. *The ENTRANCE HYMN or Psalm is sung.*
5. *The minister greets the congregation.*

☐ The grace of our Lord Jesus Christ, the love of God, and the communion of the Holy Spirit be with you all.

☑ And also with you.

6. *The KYRIE may follow.*

☐ In peace, let us pray to the Lord.

☑ Lord, have mer - cy. — ☐ For the peace from a - bove, and for

our sal - va - tion, let us pray to the Lord. ☑ Lord, have mer - cy. —



* [A] For the peace of the whole world, for the



well - be - ing of the Church of God, — and for the un - i - ty of



all, let us pray to the Lord. [C] Lord, have mer - cy. —



[A] For this ho - ly house, and for all who of - fer here their wor - ship and



praise, let us pray to the Lord. [C] Lord, have mer - cy. —



[A] Help, save, com - fort and de - fend us, gra - cious




Lord. [C] A - men

* A single assisting minister may chant the melody line alone.

7. The HYMN OF PRAISE or another appropriate hymn may be sung.




A Glo-ry to God in the



high - est, and peace to his peo-ple on earth.




B Lord God, heav-en - ly king, al - might - y God and




Fa - ther: We wor-ship you, we give you thanks, we




praise you for your glo - ry. Lord Je - sus Christ,



on - ly Son of the Fa - ther, Lord God, Lamb of God:



you take a - way the sin of the world; have mer - cy on




us. You are seat-ed at the right hand of the Fa - ther;



re - ceive our prayer. _____ For you a-lone are the



Ho - ly One, you a - lone are the Lord,



you a - lone are the Most High, Je - sus Christ, with the Ho - ly



Spir - it, in the glo - ry of God the Fa - ther.



A - men, a - men.

OR

Refrain



☐ This is the feast of



vic - t'ry for our God. Al - le - lu - ia, al - le - lu - ia.

Verse



☐ Wor - thy is Christ, the Lamb who was slain, whose



blood set us free to be peo - ple of God.

Refrain



☐ This is the feast of vic - t'ry for our God. Al - le -

lu - ia, al - le - lu - ia.

Verse

A Pow - er, rich - es, wis - dom, and strength, and

hon - or, bless - ing, and glo - ry are his.

Refrain

C This is the feast of vic - t'ry for our God. Al - le -

lu - ia, al - le - lu - ia.

Verse

A Sing with all the peo - ple of God, and

join in the hymn of all cre - a - tion:

Refrain

C This is the feast of vic - t'ry for our God. Al - le -

lu - ia, al - le - lu - ia.

Verse

A Bless - ing, hon - or, glo - ry, and might be to



God and the Lamb for - ev - er. A - men.

Final refrain



Q This is the feast of vic - t'ry for our God, for the



Lamb who was slain has be - gun his reign. Al - le -



lu - ia, al - le - lu - ia, al - le lu - ia.

8. *The PRAYER OF THE DAY is said; the salutation may precede it.*



P The Lord be with you.



G And al - so with you.

P Let us pray

G Amen

Sit

9. *The FIRST LESSON is announced and read.*

A The First Lesson is from the _____ chapter of _____.

10. *After the lesson the reader may say: "Here ends the reading."*

11. *The appointed PSALM is sung or said.*

12. *The SECOND LESSON is announced and read.*

A The Second Lesson is from the _____ chapter of _____.